



**1 Gang**



**400W Dimmer Switch**

**Dimensions**

86x86x6mm



**Variations**

Watt	 PC	 SN
250W	ECPC1D250	ECSN1D250
400W	ECPC1D400	ECSN1D400

**2 Gang**



**400W Dimmer Switch**

**Dimensions**

86x86x6mm



**Variations**

Watt	 PC	 SN
250W	ECPC2D250	ECSN2D250
400W	ECPC2D400	ECSN2D400