

Series 1000 (Non-dimming) Occupancy Sensor - Kits

Occupancy Sensors switch lights on when presence is detected and off if absence is detected for a period equal to its programmed timeout.

A daylight dependent version is also available which, during normal periods of occupancy, will switch the lights off whenever there is adequate daylight. Typically this means lights are off during normal daylight hours.

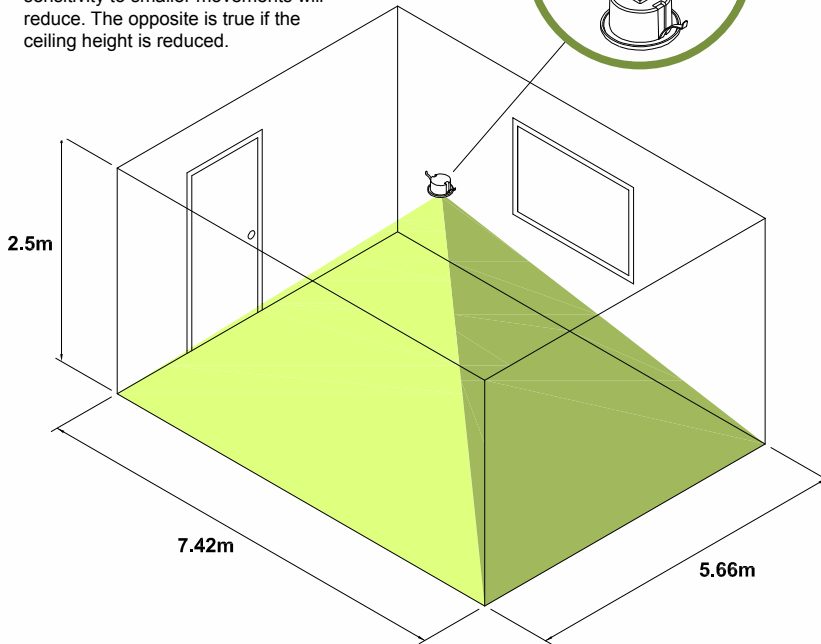


Occupancy detection pattern

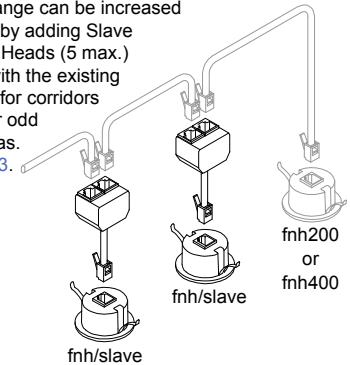
Note that if the ceiling height increases so too will the range, but sensitivity to smaller movements will reduce. The opposite is true if the ceiling height is reduced.

Small sensor head!

Requires only a 32mm Ø cutout for flush fitting



Detection range can be increased up to 6 fold by adding Slave Occupancy Heads (5 max.) in parallel with the existing head. Ideal for corridors and large or odd shaped areas. See page 43.



frc/set - Setup Remote Control

*All sensors come factory set with a 20 minute timeout but for other times (2, 5, 10, 20 or 40 minutes) or to Setup the light level for daylight dependency version, a Setup Remote Control is required. See page 44

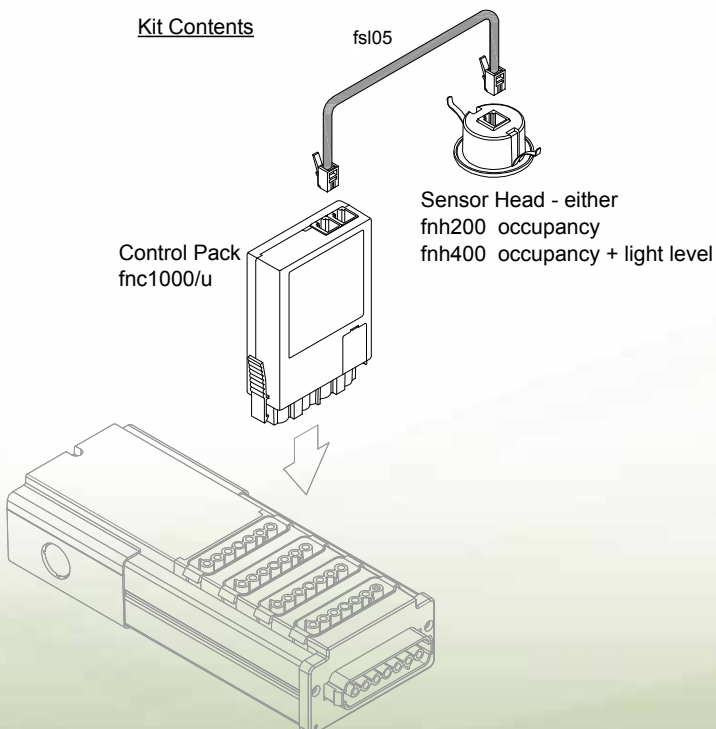


frc/user - End User Remote Control

For additional control for the end user a User Remote Control is available. Unit comes with its own wall mounted holster. See page 44



Kit Contents



Technical Details

Supply voltage : 230V~ 50hz
Load rating at 230V ~ : 6A max
Further technical details - Page 57

Ordering flex7 Series 1000 - Occupancy Sensor Kits

D/D = Daylight dependency

200 without D/D

400 with D/D

fns1

*Do you need a setup remote control? See above